

Interactive Presentations

...in a

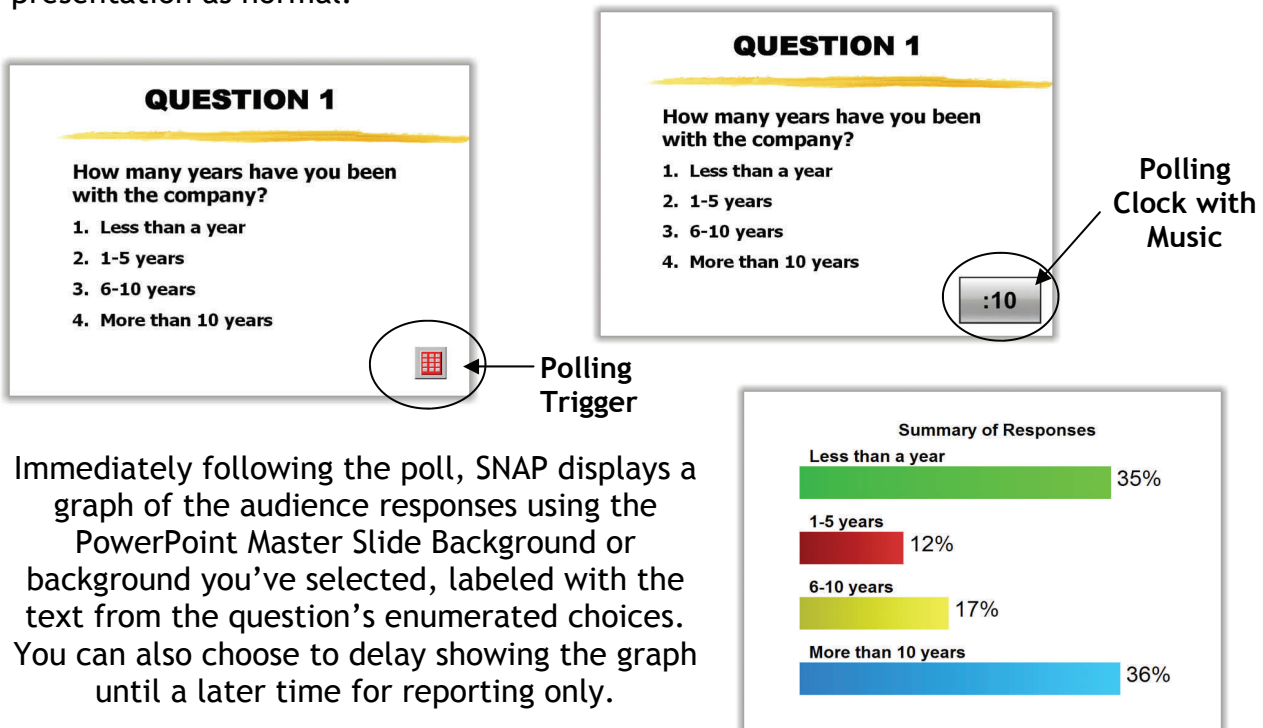


Now it's a SNAP!™
to add automatic polling
of multiple choice questions
to your PowerPoint®
presentations



Licensed for **FLEETWOOD** Response Systems

ARS SNAP software is the easiest way to include audience response into your slideshows. SNAP's unique **Content Analysis™** feature automatically recognizes any PowerPoint slide that contains a question created in standard enumerated text slide format. These slides are then equipped with a SNAP trigger that you can choose to start audience polling...and instantly display a graph at the end of the polling clock. If it is truly NOT a polling slide, just ignore the trigger and move on with your presentation as normal.



QUESTION 1

How many years have you been with the company?

1. Less than a year
2. 1-5 years
3. 6-10 years
4. More than 10 years

QUESTION 1

How many years have you been with the company?

1. Less than a year
2. 1-5 years
3. 6-10 years
4. More than 10 years

Polling Clock with Music

:10

Polling Trigger

Summary of Responses

Response Choice	Percentage
Less than a year	35%
1-5 years	12%
6-10 years	17%
More than 10 years	36%

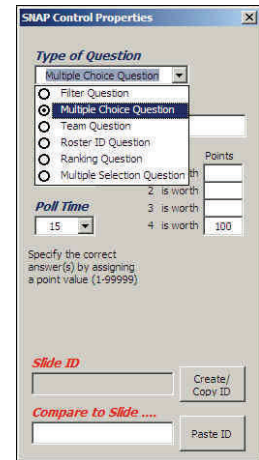
Immediately following the poll, SNAP displays a graph of the audience responses using the PowerPoint Master Slide Background or background you've selected, labeled with the text from the question's enumerated choices. You can also choose to delay showing the graph until a later time for reporting only.

See for yourself...that incorporating audience polling into your presentation...can truly be a SNAP!

Learn more about SNAP and download a Trial Version today by going to www.snap-ars.com.

Now it's a SNAP!™ to add automatic polling of multiple choice questions into your PowerPoint® presentations

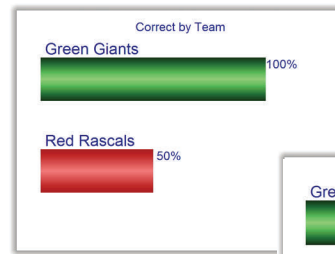
There is no need to modify your slides or set the number of choices—SNAP handles it for you. All you need to do is run SNAP, select your presentation file, check the preview in options for appropriate color scheme and go! Advanced features allow you to define questions as team, filter, roster, ranking, or multiple selection in the SNAP Control Property in PowerPoint for applications such as team or individual competition. For gaming and scoring, correct answers with point values need to be identified. When using comparative graphs, simply indicate the slide for comparison with a simple copy and paste of the “Slide ID” for comparison.





SNAP saves your polled response data right in the slide, and gives you the option of exporting it to MS-Office™ EXCEL or HTML document formats when you select to capture jpeg images of questions and graphs.

Advanced features include:

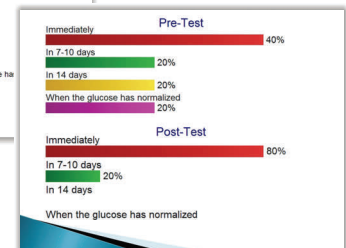
- Single Filter / subgroup display / reporting
- Simple Gaming - up to 10 teams with ability for correct by team & team standings graphs
- Top x (up to 10) individual scores for individual competition
- Rostering / Individual Tracking by Name or Keypad Number
- Pre-test / Post-test Comparative Graphing
- Impromptu Questions
- Rank Poll / Select all that apply Questions
- Control of the presentation and graph displays using a “Master Keypad” that you define
- Expanded Reporting with team / individual scoring and by Filter Subgroup



Correct by Team and Team Standings graphs are available for up to 10 teams



Pre-test / Post-test Graphs can be left/right or top/bottom



Learn more about SNAP and download a Trial Version today by going to www.snap-ars.com. See for yourself...that incorporating audience polling into your presentation...can truly be a SNAP!



2148 North Cullen Avenue
Evansville, IN 47715
Ph: 800-INVOLVE (468-6583)

www.audienceresponse.com

42 Oak Avenue
Tuckahoe, NY 10707
Ph: 914-916-1900

PowerPoint is a registered trademark of Microsoft Corporation